

UNDERCOUNTER SOLID DOOR FRIDGES & FREEZERS



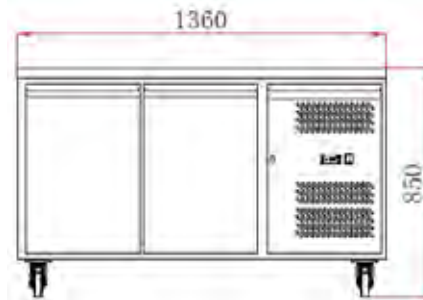
- Stainless steel interior and exterior with rounded corners for easy cleaning
- Auto defrost
- 1 shelf per door, additional shelf sets available
- Self-closing doors with heavy

- duty magnetic door seals
- 60mm HFCs and CFCs free foam body insulation
- Tropicalised for Australian conditions
- User friendly Digital controls
- Fan forced evaporator cooling

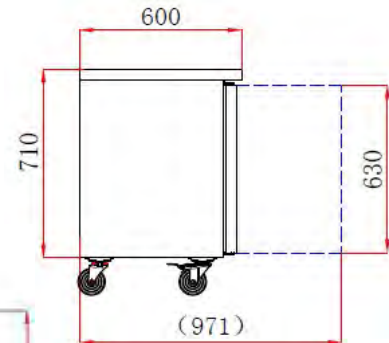
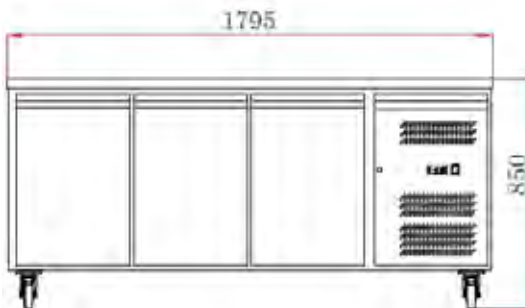
- Rapid recovery rate
- Heavy duty evaporator and condensor fans
- Heavy duty castors with front wheel brakes
- Unit can be placed against wall



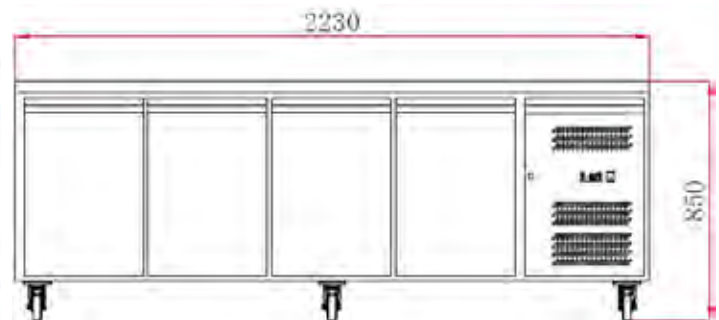
XUB613S2V / XUB6F13S2V



XUB618S3V / XUB6F18S3V



XUB6C22S4V



Code	Litre	Doors	Dimensions (WxDxH mm)	Weight (kg)	Temperature Range	Ambient/ RH%	Voltage	Power (W/A)
Workbench fridges								
XUB6C13S2V	228	2	1360x600x850	83	-2 to +8	43/40	240	215/10
XUB6C18S3V	339	3	1795x600x850	105	-2 to +8	43/40	240	230/10
XUB6C22S4V	449	4	2230x600x850	121	-2 to +8	43/40	240	345/10
Workbench freezers								
XUB6F13S2V	228	2	1360x600x850	107	-18 to -22	38/40	240	520/10
XUB6F18S3V	339	3	1795x600x850	134	-18 to -22	38/40	240	560/10

Prices and specifications are subject to change without notice. Pictures are for illustrative purpose and final product may differ

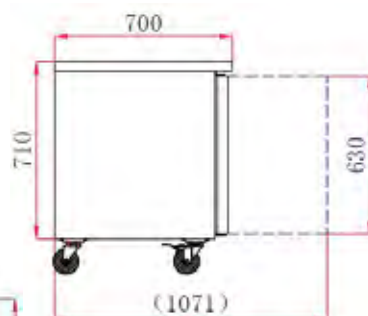
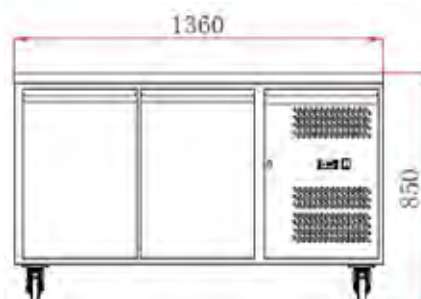
UNDERCOUNTER SOLID DOOR FRIDGES & FREEZERS



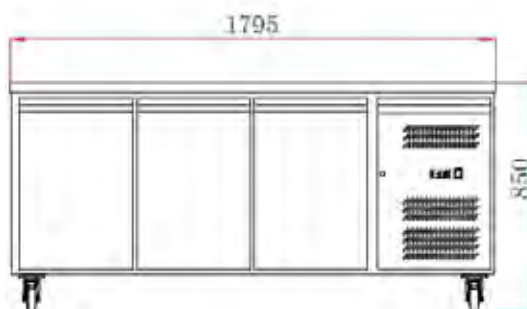
- Stainless steel interior and exterior with rounded corners for easy cleaning
- 1 shelf per door, GN1/1 pan compatible
- Self-closing doors with heavy duty magnetic door seals
- 60mm HFCs and CFCs free foam body insulation
- Tropicalised for Australian conditions
- User friendly Digital controls
- Rapid recovery rate
- Fan forced evaporator cooling
- Optional 2 and 3 drawer units available in lieu of doors
- Ebm-papst evaporator and condenser fans
- Heavy duty castors with front wheel brakes
- Unit can be placed against wall



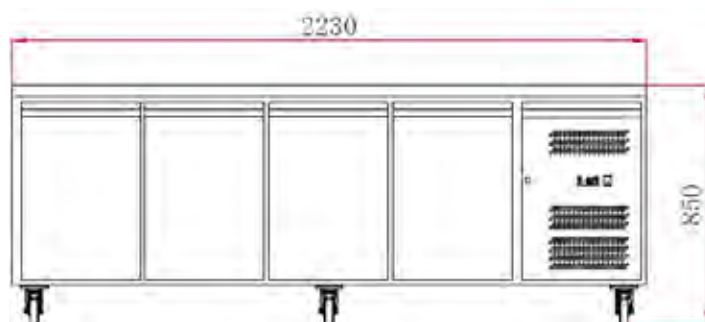
XUB713S2V / XUB7F13S2V



XUB718S3V / XUB7F18S3V



XUB7C22S4V



Code	Litre	Doors	Dimensions (WxDxH mm)	Weight (kg)	Temperature Range	Ambient/ RH%	Voltage	Power (W/A)
Workbench fridges								
XUB7C13S2V	282	2	1360x700x850	102	-2 to +8	43/40	240	230/10
XUB7C18S3V	417	3	1795x700x850	121	-2 to +8	43/40	240	235/10
XUB7C22S4V	553	4	2230x700x850	150	-2 to +8	43/40	240	335/10
Workbench freezers								
XUB7F13S2V	282	2	1360x700x850	107	-18 to -22	38/40	240	600/10
XUB7F18S3V	417	3	1795x700x850	146	-18 to -22	38/40	240	650/10

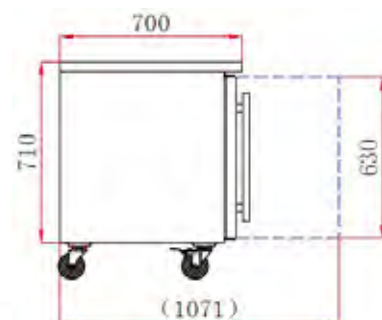
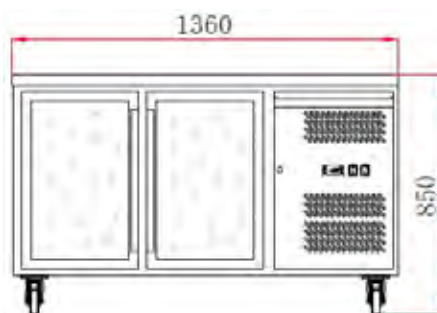
Prices and specifications are subject to change without notice. Pictures are for illustrative purpose and final product may differ

UNDERCOUNTER GLASS DOOR FRIDGES

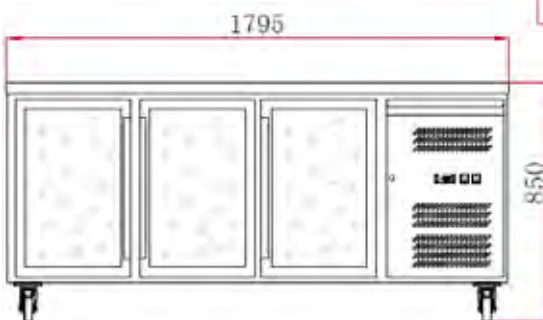
- Stainless steel interior and exterior with rounded corners for easy cleaning
- 1 shelf per door, GN1/1 pan compatible
- Self-closing doors with heavy duty magnetic door seals
- 60mm HFCs and CFCs free foam body insulation
- Tropicalised for Australian conditions
- User friendly Digital controls
- Rapid recovery rate
- Fan forced evaporator cooling
- Ebm-papst evaporator and condenser fans
- Heavy duty castors with front wheel brakes
- Unit can be placed against wall



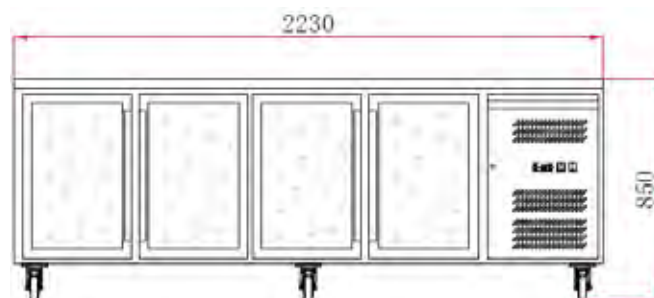
XUB7C132G2V



XUB7C18G3V



XUB7C22G4V



Code	Litre	Doors	Dimensions (WxDxH mm)	Weight (kg)	Temperature Range	Ambient/ RH%	Voltage	Power (W/A)
600mm Deep with LED lighting inside								
XUB6C13G2V	228	2	1360x600x850	83	-2 to +8	35/60	240	215/10
XUB6C18G3V	339	3	1795x600x850	105	-2 to +8	35/60	240	230/10
700mm Deep with LED lighting inside								
XUB7C13G2V	282	2	1360x700x850	108	-2 to +8	35/60	240	230/10
XUB7C18G3V	417	3	1795x700x850	134	-2 to +8	35/60	240	235/10
XUB7C22G4V	553	4	2230x700x850	158	-2 to +8	35/60	240	335/10

Prices and specifications are subject to change without notice. Pictures are for illustrative purpose and final product may differ