

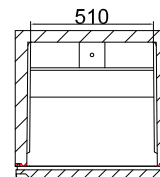
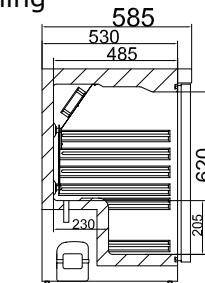
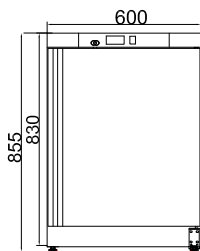
STAINLESS STEEL SOLID DOOR UPRIGHT STATIC FRIDGES/FREEZERS



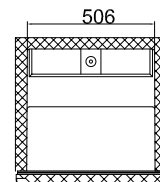
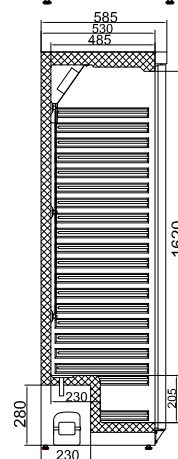
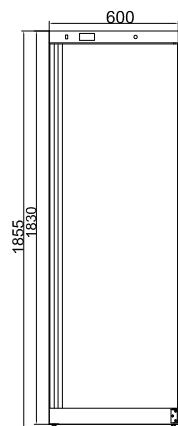
- 60mm (freezers) & 50mm (fridges) high density insulation, CFC & HCFC free
- Stainless Steel exterior
- Zanussi compressors
- Digital temp. control & read-out
- Locking doors
- LED lighting inside
- Castors on rear adjustable legs in front
- Internal corners are rounded for hygiene & easy cleaning
- Refrigerated into fix shelves for even cooling
- Regular defrosting is necessary

AMBIENT 38°C

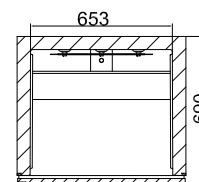
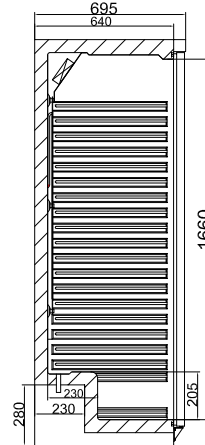
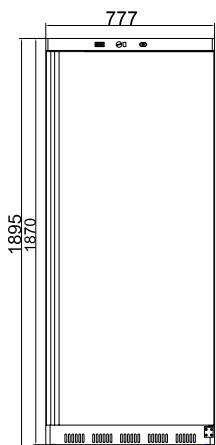
HR200 S/S / HF200 S/S



HR400 S/S / HF400 S/S



HR600 S/S / HF600 S/S



Code	GEMS Star Rating	Litre	Shelves	Dimensions (WxDxH mm)	Weight (kg)	Temperature Range	Ambient/ RH%	Voltage	Power (W/A)
------	------------------	-------	---------	-----------------------	-------------	-------------------	--------------	---------	-------------

S/S door fridges									
HR200 S/S	7	129	2	600x600x855	44	+2 to +8	38/50	240	150/10
HR400 S/S	4	361	4	600x600x1850	74	+2 to +8	38/50	240	185/10
HR600 S/S	5	620	4	777x695x1895	97	+2 to +8	38/50	240	185/10

S/S door freezers									
HF200 S/S	9	129	3	600x600x855	44.5	-22 to -18	38/50	240	150/10
HF400 S/S	6	361	6	600x600x1850	79	-22 to -18	38/50	240	210/10
HF600 S/S	8	620	6	777x695x1895	101	-22 to -18	38/50	240	350/10

Allow 100mm clearance for installation, all vents must be left clear. Prices and specifications are subject to change without notice. Pictures are for illustrative purpose and final product may differ

STAINLESS STEEL GLASS DOOR UPRIGHT STATIC FRIDGES/FREEZERS

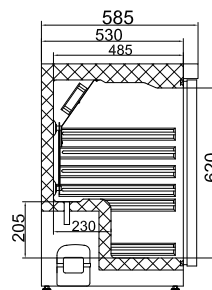
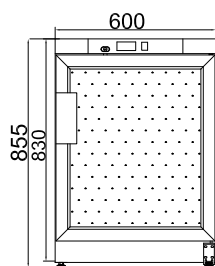


- 60mm (freezers) & 50mm (fridges) high density insulation, CFC & HCFC free
- Stainless Steel exterior
- Zanussi compressors
- Digital temp. control & read-out
- Locking doors
- Triple glazed Low-E doors for freezers with heated filament for clear viewing
- LED lighting inside
- Rounded internal corners for hygiene & easy cleaning
- Front adjustable legs
- Rear castors
- Refrigerated into fix shelves for even cooling (on freezer only)
- Regular defrosting is necessary

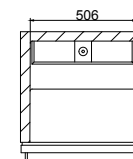
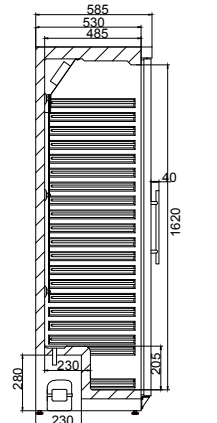
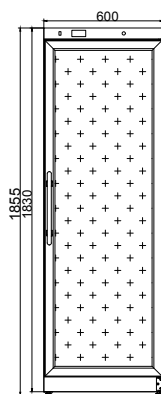
AMBIENT 32°C



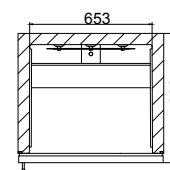
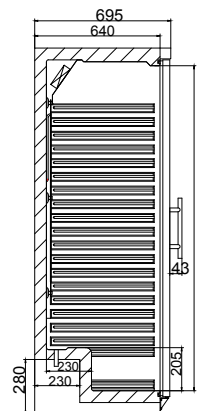
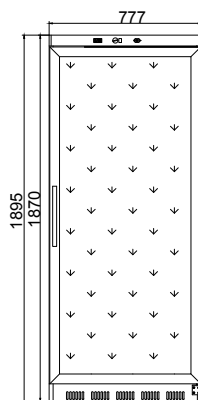
HR200G S/S / HF200G S/S



HR400G S/S / HF400G S/S



HR600G S/S / HF600G S/S



Code	GEMS Star Rating	Litre	Shelves	Dimensions (WxDxH mm)	Weight (kg)	Temperature Range	Ambient/ RH%	Voltage	Power (W/A)
Glass door fridges									
HR200G S/S	9	150	3	600x600x855	44	+2 to +8	32/60	240	150/10
HR400G S/S	9	361	4	600x600x1850	69	+2 to +8	32/60	240	185/10
HR600G S/S	9	620	4	777x695x1890	90	+2 to +8	32/60	240	185/10
Glass door freezers									
HF200G S/S	8	140	2	600x600x850	44.5	-22 to -18	32/60	240	150/10
HF400G S/S	6	361	4	600x600x1850	76	-22 to -18	32/60	240	210/10
HF600G S/S	4	620	6	777x695x1890	94	-22 to -18	32/60	240	350/10

Allow 100mm clearance for installation, all vents must be left clear. Prices and specifications are subject to change without notice. Pictures are for illustrative purpose and final product may differ